




EAN 8055404799137
SKU UP-BI-260002

Telaio	Acciaio, pieghevole
Forcella anteriore	A molla, 60 mm
Pneumatici	20" x 4.0", urban, camera d'aria
Parafanghi	In polimero ad alta densità
Freni	Disco idraulico, 180 / 180
Sella e piantone	Sella Comfort, impermeabile, nero, Aifeit 82440-08, canotto in acciaio, Ø 28.6*350 mm
Trasmissione	Guarnitura PRO-546PP-3 46T, catena JUNBO, sensore PAS a 24 magneti
Cambio	14-28T, Shimano G13 Tourney SL-TX30-7R, Tourney RD-TY300-7R
Motore	Posteriore, 250 W, 48 V, 70 Nm, Sutto Bafang
Batteria	Integrata + esterna, 48V, 15 + 10.4 Ah, 1220 Wh, smart-UART BMS, K-Tech/Greenway DZ-NZ0521303 / DZ-ZZ2921304, celle LG / K-Tech M52-4970 mAh / 2600 mAh
Caricabatteria	Output DC 54.6 V 2 A, JL-F-Z3105AG
Tempo di ricarica	12 h
Autonomia*	Min/Max 120 - 240 km
Luci	LED con stop
Display	LCD 2", Cloud Drive mod. CDC1L-B con 5 livelli di assistenza
Cavalletto	Posteriore regolabile in alluminio
Portapacchi	Carico max 25 kg
Peso massimo supportato	120 kg
Velocità massima	25 km/h
Peso e-bike	36.6 kg
Peso batteria	3.5 + 3.1 kg
Dimensioni prodotto aperto / chiuso	1800*585*1320 / 970*500*760 mm
Dimensioni packaging	1500*750*320 mm
Peso packaging	44.8 kg
Caricabilità	Truck 216, EPAL 4



Motore Sutto Bafang, 250 W, 48V, 70 Nm



Doppia batteria Greenway 48 V, 15 Ah + 10.4 Ah, 1220 Wh, smart BMS, celle LG



Luci frontali posteriori




Freni a disco idraulici con cut off



EAN 8055404799137
SKU UP-BI-260002

Frame	Steel, foldable
Front fork	Coil, 60 mm
Tyres	20" x 4.0", urban, inner tube
Fenders	High-density polymer
Brakes	Hydraulic disc , 180 / 180
Saddle and seatpost	Comfort saddle, waterproof, black, Aifeit 82440-08, steel seatpost, Ø 28.6*350 mm
Transmission	Crankset: PRO-546PP-3 46T, chain: JUNBO, 24-magnet PAS sensor
Gear	14-28T, Shimano G13 Tourney SL-TX30-7R, Tourney RD-TY300-7R
Motor	Rear, 250 W, 48 V, 70 Nm, Sutto Bafang
Battery	Integrated + external, 48V, 15 + 10.4 Ah, 1220 Wh, smart-UART BMS, K-Tech/Greenway DZ-NZ0521303 / DZ-ZZ2921304, LG cells / K-Tech M52-4970 mAh / 2600 mAh
Charger	Output DC 54.6 V 2 A, JL-F-Z3105AG
Charge time	12 h
Range*	Min/Max 120 - 240 km
Lights	LED, rear light with brake function
Display	LCD 2", Cloud Drive mod. CDC1L-B , 5 levels of pedal assist
Kickstand	Rear aluminum, adjustable
Rear rack	Max load 25 kg
Max load	120 kg
Max speed	25 km/h
E-bike weight	36.6 kg
Battery weight	3.5 + 3.1 kg
Product dimensions: open / closed	1800*585*1320 / 970*500*760 mm
Pack size	1500*750*320 mm
Pack weight	44.8 kg
Loadability	Truck 216, EPAL 4



250 W, 48V, 70 Nm Sutto Bafang motor



Dual Greenway battery 48 V, 15 Ah + 10.4 Ah, 1220 Wh, smart BMS, LG cells



Front rear lights




Hydraulic disc brakes with cut-off




EAN 8055404799137
SKU UP-BI-260002

Châssis	Acier, pliable
Fourche avant	À ressort, 60 mm
Pneus	20" x 4.0", urbains, avec chambre à air
Garde-boue	En polymère haute densité
Système de freinage	Freins à disque hydrauliques, 180 / 180 mm
Selle et tige de selle	Selle Comfort, imperméable, noire, Aifeit 82440-08, tige de selle en acier, Ø 28,6 x 350 mm
Transmission	Pédalier PRO-546PP-346T, chaîne JUNBO, capteur PAS à 24 aimants
Dérailleur	14-28T, Shimano G13 Tourney SL-TX30-7R, Tourney RD-TY300-7R
Moteur	Arrière, 250 W, 48 V, 70 Nm, Sutto Bafang
Batterie	Intégrée + externe, 48V, 15 + 10.4 Ah, 1220 Wh, smart-UART BMS, K-Tech/Greenway DZ-NZ0521303 / DZ-ZZ2921304, cellules LG / K-Tech M52-4970 mAh / 2600 mAh
Chargeur	Sortie DC 54.6 V 2 A, JL-F-Z3105AG
Temps de charge	12 h
Autonomie*	Min/Max 120 - 240 km
Éclairage	LED avec feu stop
Écran	LCD 2", Cloud Drive mod. CDC1L-B avec 5 niveaux d'assistance
Béquille	Arrière réglable en aluminium
Porte-bagages	Charge max. 25 kg
Charge maximale supportée	120 kg
Vitesse maximale	25 km/h
Poids du vélo électrique	36.6 kg
Poids de la batterie	3.5 + 3.1 kg
Dimensions du produit ouvert / plié	1800*585*1320 / 970*500*760 mm
Dimensions de l'emballage	1500*750*320 mm
Poids de l'emballage	44.8 kg
Capacité de chargement	Truck 216, EPAL 4



Moteur Sutto Bafang, 250 W, 48 V, 70 Nm



Double batterie Greenway 48 V, 15 Ah + 10,4 Ah, 1220 Wh, BMS intelligent, cellules LG



Feux avant et arrière



Freins à disque hydrauliques avec coupure moteur